
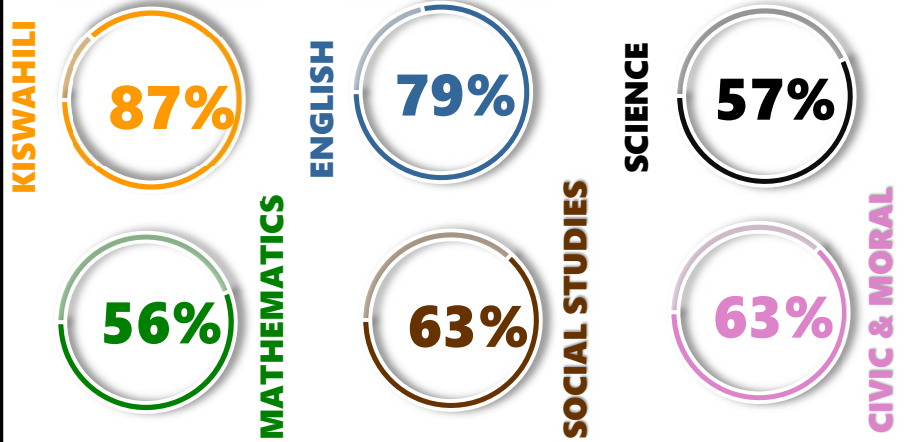
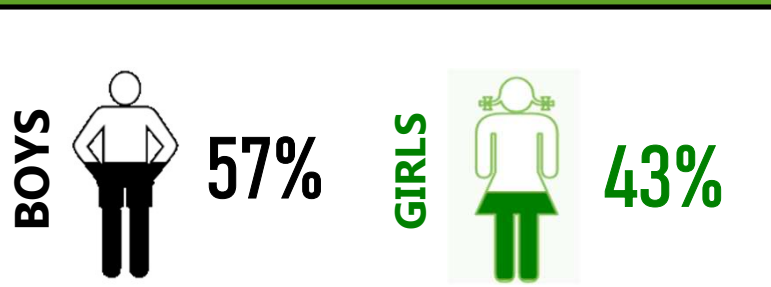
		<h1>UPENDO MONTESSORI</h1>																																													
REGION: TEMEKE DISTRICT: DAR ES SALAAM		SCHOOL AVERAGE		BAND																																											
		202.3		4																																											
				CATEGORY																																											
				ABOVE 40																																											
SUBJECT PERFORMANCE ANALYSIS																																															
<table border="1"> <thead> <tr> <th>SUBJECT NAME</th> <th>AVG</th> <th>%</th> <th>RNK</th> </tr> </thead> <tbody> <tr> <td>KISWAHILI</td> <td>43.6</td> <td>87%</td> <td>1</td> </tr> <tr> <td>ENGLISH</td> <td>39.3</td> <td>79%</td> <td>2</td> </tr> <tr> <td>SOCIAL STUDIES</td> <td>31.6</td> <td>63%</td> <td>3</td> </tr> <tr> <td>CIVIC & MORAL</td> <td>31.6</td> <td>63%</td> <td>4</td> </tr> <tr> <td>SCIENCE</td> <td>28.5</td> <td>57%</td> <td>5</td> </tr> <tr> <td>MATHEMATICS</td> <td>27.8</td> <td>56%</td> <td>6</td> </tr> <tr> <th>BOYS/GIRLS PASS RATE</th> <th>STD</th> <th>AVG</th> <th>%</th> </tr> <tr> <td>BOYS</td> <td>32</td> <td>0.57</td> <td>57%</td> </tr> <tr> <td>GIRLS</td> <td>23</td> <td>0.43</td> <td>43%</td> </tr> </tbody> </table>			SUBJECT NAME	AVG	%	RNK	KISWAHILI	43.6	87%	1	ENGLISH	39.3	79%	2	SOCIAL STUDIES	31.6	63%	3	CIVIC & MORAL	31.6	63%	4	SCIENCE	28.5	57%	5	MATHEMATICS	27.8	56%	6	BOYS/GIRLS PASS RATE	STD	AVG	%	BOYS	32	0.57	57%	GIRLS	23	0.43	43%					
SUBJECT NAME	AVG	%	RNK																																												
KISWAHILI	43.6	87%	1																																												
ENGLISH	39.3	79%	2																																												
SOCIAL STUDIES	31.6	63%	3																																												
CIVIC & MORAL	31.6	63%	4																																												
SCIENCE	28.5	57%	5																																												
MATHEMATICS	27.8	56%	6																																												
BOYS/GIRLS PASS RATE	STD	AVG	%																																												
BOYS	32	0.57	57%																																												
GIRLS	23	0.43	43%																																												
GRADE ANALYSIS SUMMARY			BOYS VS GIRLS PASSRATE (%)																																												
<table border="1"> <thead> <tr> <th>SUBJECT NAME/GRADE</th> <th>A</th> <th>B</th> <th>C</th> <th>D</th> <th>E</th> </tr> </thead> <tbody> <tr> <td>MATHEMATICS</td> <td>6</td> <td>16</td> <td>20</td> <td>11</td> <td>2</td> </tr> <tr> <td>KISWAHILI</td> <td>45</td> <td>10</td> <td>0</td> <td>0</td> <td>0</td> </tr> <tr> <td>ENGLISH</td> <td>25</td> <td>25</td> <td>4</td> <td>1</td> <td>0</td> </tr> <tr> <td>SCIENCE</td> <td>4</td> <td>18</td> <td>22</td> <td>0</td> <td>3</td> </tr> <tr> <td>SOCIAL STUDIES</td> <td>8</td> <td>28</td> <td>11</td> <td>7</td> <td>1</td> </tr> <tr> <td>CIVIC AND MORAL</td> <td>1</td> <td>32</td> <td>18</td> <td>3</td> <td>0</td> </tr> </tbody> </table>			SUBJECT NAME/GRADE	A	B	C	D	E	MATHEMATICS	6	16	20	11	2	KISWAHILI	45	10	0	0	0	ENGLISH	25	25	4	1	0	SCIENCE	4	18	22	0	3	SOCIAL STUDIES	8	28	11	7	1	CIVIC AND MORAL	1	32	18	3	0			
SUBJECT NAME/GRADE	A	B	C	D	E																																										
MATHEMATICS	6	16	20	11	2																																										
KISWAHILI	45	10	0	0	0																																										
ENGLISH	25	25	4	1	0																																										
SCIENCE	4	18	22	0	3																																										
SOCIAL STUDIES	8	28	11	7	1																																										
CIVIC AND MORAL	1	32	18	3	0																																										
<table border="1"> <thead> <tr> <th>OVERALL GRADE ANALYSIS</th> <th>NO.</th> <th>SEATED</th> <th>%</th> </tr> </thead> <tbody> <tr> <td>A</td> <td>8</td> <td rowspan="3">53</td> <td>15%</td> </tr> <tr> <td>B</td> <td>33</td> <td>62%</td> </tr> <tr> <td>C</td> <td>12</td> <td>23%</td> </tr> <tr> <td>D</td> <td>2</td> <td rowspan="2">2</td> <td>4%</td> </tr> <tr> <td>E</td> <td>0</td> <td>0%</td> </tr> </tbody> </table>			OVERALL GRADE ANALYSIS	NO.	SEATED	%	A	8	53	15%	B	33	62%	C	12	23%	D	2	2	4%	E	0	0%	<table border="1"> <thead> <tr> <th colspan="3">OVERALL PERFORMANCE ANALYSIS</th> </tr> </thead> <tbody> <tr> <td>REGISTERED</td> <td>55</td> <td>100%</td> </tr> <tr> <td>SEATED</td> <td>55</td> <td>100%</td> </tr> <tr> <td>ABSENTEES</td> <td>0</td> <td>0%</td> </tr> <tr> <td>PASSED</td> <td>53</td> <td>96%</td> </tr> <tr> <td>FAILED</td> <td>2</td> <td>4%</td> </tr> </tbody> </table>			OVERALL PERFORMANCE ANALYSIS			REGISTERED	55	100%	SEATED	55	100%	ABSENTEES	0	0%	PASSED	53	96%	FAILED	2	4%			
OVERALL GRADE ANALYSIS	NO.	SEATED	%																																												
A	8	53	15%																																												
B	33		62%																																												
C	12		23%																																												
D	2	2	4%																																												
E	0		0%																																												
OVERALL PERFORMANCE ANALYSIS																																															
REGISTERED	55	100%																																													
SEATED	55	100%																																													
ABSENTEES	0	0%																																													
PASSED	53	96%																																													
FAILED	2	4%																																													

INDEX	NAME	SEX	MATHEMATICS		KISWAHILI		ENGLISH		SCIENCE		SOCIAL STUDIES		CIVIC & MORAL		TOTAL	AVERAGE	OVERALL GRADE	SCH POSITION	OVERALL POSITION
1	PRISCA PASCAL JOHN	F	50	A	48	A	50	A	43	A	44	A	43	A	278	46	A	1	136.5
2	CHRISTINA EMMANUEL MAIKO	F	46	A	48	A	49	A	39	B	37	B	40	B	259	43	A	2	523.5
3	FEISAL JUMA MWANGA	M	43	A	47	A	47	A	42	A	38	B	39	B	256	43	A	4	622
4	ANGEL CHRISTOPHER KAUNO	F	42	A	47	A	48	A	39	B	40	B	40	B	256	43	A	4	622
5	ABUBAKARI ABDUL ATHUMAN	M	45	A	49	A	44	A	36	B	42	A	36	B	252	42	A	5	774
6	GIFT HASSAN OMARI	F	37	B	45	A	47	A	39	B	40	B	40	B	248	41	A	6	948
7	BARAKA JOSHUA KABEHO	M	34	B	49	A	47	A	38	B	41	A	34	B	243	41	A	8	1162
8	ISMAIL YUSUPH MASEGA	M	37	B	47	A	45	A	41	A	35	B	38	B	243	41	A	8	1162
9	HUSSEIN SEVERIN MILO	M	42	A	46	A	43	A	41	A	38	B	29	C	239	40	B	9	1368.5
10	ABUBAKARI MWINYIMKUU	M	36	B	44	A	45	A	34	B	42	A	35	B	236	39	B	10	1526
11	BARAKA ADAM MWAMBUNGU	M	40	B	41	A	41	A	35	B	42	A	35	B	234	39	B	11	1636.5
12	ERICK REGAID MUGANYIZI	M	31	B	42	A	44	A	36	B	42	A	34	B	229	38	B	12	1901
13	RUTH EMMANUEL KASEMBE	F	33	B	45	A	46	A	34	B	35	B	35	B	228	38	B	13	1947.5
14	JABRY JUNIOUR KIMARO	M	26	C	46	A	44	A	40	B	38	B	33	B	227	38	B	14	1997.5
15	DORINE ALLAN NGOWI	F	39	B	48	A	44	A	29	C	35	B	30	C	225	38	B	15	2104.5
16	THOMSON GEORGE NGAKUNGA	M	36	B	46	A	40	B	37	B	32	B	33	B	224	37	B	16	2156.5
17	JOYCE BENITO MWAKILAMA	F	35	B	46	A	40	B	29	C	37	B	34	B	221	37	B	17	2314.5
18	DAVINA LUSAJO NGELIAMA	F	26	C	45	A	44	A	27	C	41	A	37	B	220	37	B	18	2363.5
19	VENANCE ENOCK MWAISAKA	M	33	B	46	A	38	B	28	C	36	B	36	B	217	36	B	19	2517
20	MWINDADI JUMAA MWINDADI	M	34	B	47	A	42	A	29	C	35	B	29	C	216	36	B	20	2574.5
21	MARIA NYAMUHILO GABRIEL	F	22	C	39	B	46	A	29	C	38	B	41	A	215	36	B	21	2631.5
22	NGINAFAIDA CHINA LUPOGO	M	20	D	47	A	40	B	35	B	39	B	33	B	214	36	B	23	2687.5
23	MATHA YOHANA SIWITI	F	25	C	47	A	40	B	33	B	34	B	35	B	214	36	B	23	2687.5

INDEX	NAME	SEX	MATHEMATICS		KISWAHILI		ENGLISH		SCIENCE		SOCIAL STUDIES		CIVIC & MORAL		TOTAL	AVERAGE	OVERALL GRADE	SCH POSITION	OVERALL POSITION
24	BILUNGO JACKSON BILUNGO	M	33	B	46	A	39	B	28	C	31	B	36	B	213	36	B	24	2743
25	INZINE TSHINE NYAMGUSHA	M	30	C	45	A	41	A	31	B	32	B	33	B	212	35	B	26	2794
26	IBRAHIM ATHUMAN SHANGA	M	28	C	45	A	38	B	34	B	34	B	33	B	212	35	B	26	2794
27	FEISAL JAFARI MTUNGUJA	M	27	C	43	A	38	B	27	C	41	A	33	B	209	35	B	28	2957
28	LOYDI SAIMON MAZIKU	F	25	C	48	A	45	A	27	C	34	B	30	C	209	35	B	28	2957
29	VERONICA PETER MIHAYO	F	24	C	46	A	36	B	33	B	34	B	35	B	208	35	B	29	3017.5
30	NASRI ISSA KAUMWA	M	36	B	43	A	43	A	27	C	30	C	28	C	207	35	B	30	3071.5
31	JANETH JACKSON MSUYU	F	28	C	44	A	41	A	25	C	36	B	31	B	205	34	B	31	3192
32	ABDURAZAK YUSUPH KINGWAI	M	27	C	40	B	42	A	28	C	34	B	33	B	204	34	B	33	3246.5
33	MERCY FRED RUGENDELA	F	31	B	47	A	40	B	27	C	32	B	27	C	204	34	B	33	3246.5
34	AMAN AMBROSE MBURUMA	M	26	C	44	A	42	A	29	C	33	B	28	C	202	34	B	34	3365.5
35	FAIRATH ABDALLAH SALEH	F	28	C	42	A	39	B	29	C	30	C	32	B	200	33	B	35	3469
36	SAMSON STANSLAUS	M	19	D	43	A	40	B	35	B	31	B	30	C	198	33	B	36	3570.5
37	GLORY GEOFFREY OPIYO	F	34	B	45	A	22	C	34	B	28	C	34	B	197	33	B	37	3630.5
38	LOYCE NEEMA NDOMBA	F	27	C	44	A	41	A	17	D	29	C	37	B	195	33	B	38	3729.5
39	JAMES EMMANUELI NDOSHI	M	17	D	49	A	33	B	29	C	32	B	34	B	194	32	B	40	3781.5
40	ZAINATH MUHAMED MTANGA	F	30	C	43	A	40	B	24	C	26	C	31	B	194	32	B	40	3781.5
41	YASRI SHANGO TUMAIN	M	13	D	45	A	40	B	27	C	30	C	37	B	192	32	B	41	3881.5
42	YUSUPH JOSEPH HUKUMU	M	29	C	43	A	36	B	24	C	28	C	22	C	182	30	C	42	4386
43	JACKLINE UGEN STIVEN	F	10	E	43	A	35	B	19	D	35	B	34	B	176	29	C	43	4670
44	RAWLANCE THOBAS SAILALE	M	24	C	45	A	36	B	19	D	20	D	29	C	173	29	C	44	4802.5
45	SALMA ATHUMAN KIJURU	F	21	C	44	A	38	B	13	D	21	C	26	C	163	27	C	45	5213

INDEX	NAME	SEX	MATHEMATICS		KISWAHILI		ENGLISH		SCIENCE		SOCIAL STUDIES		CIVIC & MORAL		TOTAL	AVERAGE	OVERALL GRADE	SCH POSITION	OVERALL POSITION
46	TAWEED AHAMEDI MUNGAI	M	17	D	44	A	33	B	21	C	23	C	24	C	162	27	C	47	5251.5
47	GERDA JALAMBAYA	F	21	C	38	B	35	B	22	C	21	C	25	C	162	27	C	47	5251.5
48	DEOCRISIAN JANUARY	M	22	C	44	A	34	B	19	D	17	D	26	C	162	27	C	47	5251.5
49	DIANA MOSSES LUGURU	F	15	D	39	B	33	B	19	D	25	C	24	C	155	26	C	49	5481.5
50	MESHACK EDSON KAMBONA	M	11	D	32	B	34	B	20	D	20	D	26	C	143	24	C	50	5854
51	RASHID ALLY SAMBARU	M	12	D	35	B	27	C	23	C	14	D	23	C	134	22	C	51	6084.5
52	KHALID SALUMU MKESA	M	14	D	32	B	31	B	16	D	14	D	19	D	126	21	C	52	6262
53	MAIMUNA ABDALLAH SADICK	F	17	D	37	B	29	C	10	E	8	E	22	C	123	21	C	53	6318.5
54	PATRICK ERENES YOHANA	M	10	E	31	B	27	C	10	E	18	D	17	D	113	19	D	54	6465.5
55	PETRO ERNEST YOHANA	M	12	D	34	B	18	D	7	E	16	D	18	D	105	18	D	55	6552